



WHOEVER YOU ARE

By Mem Fox

Before Reading the Book:

Discuss the front cover with the class. Discuss the title and the picture. What are the people on the cover doing? Where are they going? Do the people all look the same? Discuss.

"Whoever You Are" by Mem Fox is a story which celebrates the differences between children everywhere. The story encourages children to realise that no matter what differences exist between people on the outside, inside they are just like them.

Class or Family Discussion

What are activities, games or sports you like to play? What clothes do you like to wear? What food do you like to eat? What music do you like to listen to? List other questions with the class. Children can interview five classmates or the class, with five questions of their choice and then graph the results. Discuss. Display.

Why do you think the adult was in the story? Where did the adult and the children travel to? What was your favourite page and why?

Suggested Activities

- Discuss:
 - What are some of the things that make you special and different?
 - What are some of the things that make you happy/sad/laugh/cry? (Allow children to discuss feelings and experiences and also encourage them to empathise with what other children share. Help them understand that while there are things that make them different, many of us feel the same way when faced with similar situations.
- Dress-up in costumes around the world. Invite guests to share their varied experiences of growing up in other countries and cultures.
- Learn phrases from another language:
 - Greetings around the world.
 - Say Thank You.
- Children could research how children live in other countries. *Children Just Like Me* by Barnabas and Anabel Kindersley (published by DK Books) is a great resource for this.
- Children role play the story. With permission, children interview someone they know originally from another country. Ask questions such as: Why did you move to Australia? What are your childhood memories? What games did you enjoy playing? What games did you play? What were your ambitions? Who inspired you?
- Children research countries around the world. Children to gain an understanding of how physical features, both natural and man-made, and humans, create places. Research and discuss these features to learn the similarities and differences of places, people and countries.
- Children learn map skills and identify countries and continents.

(continued over page)


WHOEVER YOU ARE (PAGE 2)

Follow Up


Discuss. What similarities and differences do you have to your classmates, friends, members of your family? What makes you special? What makes you proud? Teaching children we are different yet the same, helps celebrate diversity and encourage peace.

Recommended Resources (available online at www.suelarkey.com):


Whoever You Are
By Mem Fox




Round Fish Square Bowl
By Tom Skinner




Putting the Pieces Together
By Sue Larkey and Gay von Ess




All Cats Have Asperger Syndrome
By Kathy Hoopmann



Developing Social Skills
By Sue Larkey and Gay von Ess



All Dogs Have ADHD
By Kathy Hoopmann



For more activity sheets, recommended resources, tip sheets, to sign up for a free newsletter or request a free catalogue visit:

www.suelarkey.com