



MOTIVATORS

Self motivation is very difficult for someone with ASD especially when they can't see the "payoff" at the end. Having a special goal to work towards has been the best motivator for our students.

The goal:

- Must be easy to reach.
- Very frequent.
- Have meaning to the ASD individual.
- The most useful motivator that is access to his/her special interest/obsession. It can be used in many ways.

Ideas to try:



Use a motivator as a:

- Reward for work completed.
- Goal for accomplishing work.
- Goal for accomplishing more work than expected.
- Down time/quiet time.
- Include their special interest as part of research assignment.

Examples how to use special interest

- Reading about favourite subject/special interest.
- Talking about favourite subject (this must be time limited).
- Access to computer.
- Access to favourite internet site.

Special Interest as Part of Assignment

Special Interest: String

English: research where string was first invented.

Maths: numbers, how long, areas, circumferences etc

Music: what instruments use string.

Why to NEVER use their special interest as a punishment for non cooperation:

- Their special interest keeps them calm.
- Their special interest allows them to release emotions.
- Their special interest is relaxing.
- Their special interest allows them to relax enough to face the new challenges.


If you take away their special interest and use it as a punishment it rarely works as a behaviour modification method and could result in escalating behaviours.

Recommended Resources (available online at www.suelarkey.com):

Teacher Assistants Big


Red Book of Ideas

By Sue Larkey and
Anna Tullemans




Aspergers Syndrome: A Guide for Parents and Professionals

By Tony Attwood



The Complete Guide to Aspergers Syndrome

By Tony Attwood



For more tip sheets, to sign up for a free newsletter or request a free catalogue visit:

www.suelarkey.com