




PREPARING THE CLASSROOM FOR STUDENTS WITH AN AUTISM SPECTRUM DISORDER (ASD)

1. Find out about ASD.
2. Find out about the individual student:
 - a. Fill in an Individual Student Profile (see "Making it a Success").
 - b. Fill in Summary Profile.
3. School Infrastructure.
 - a. Classroom support for teacher (training, etc).
 - b. Assistance to set up structured environment.
 - c. Curriculum planning (IEPs, etc).
 - d. Whole school staff.
 - e. Professional development for teacher and assistant.
4. Prepare the other students.
 - a. This is very dependent on the other students. The focus should be very positive and focus on similarities and differences between all of us. It may be helpful to discuss how individual student with ASD presents and ways the other students can help (in the same way they help other students).
5. IEPS
 - a. Open and honest communication.
 - b. Setting ground rules
 - c. Identify strengths and weaknesses.
 - d. Set realistic short and long term goals.
 - e. Work as a team.
 - f. Set support in place to ensure implementation.
 - g. Set feedback in place.
 - h. Develop expertise.
 - i. Adjust objectives.
 - j. Share frustrations.
 - k. Brainstorm, explore, create solutions.
 - l. Celebrate successes.

Recommended Resources (available online at www.suelarkey.com):


Making it a Success

By Sue Larkey




The Essential Guide to Secondary School

By Sue Larkey and Anna Tullemans



Teacher Assistants Big Red Book of Ideas

By Sue Larkey and Anna Tullemans



For more tip sheets, to sign up for a free newsletter or request a free catalogue visit:

www.suelarkey.com